

Adolfo Domínguez S.A. is an international designer fashion brand with a dual focus, founded in Spain 50 years ago by the designer of the same name, with the aim of offering fashion at an affordable price, with its own sound and identity.

### Mission

To offer designer fashion at an affordable price.

### Vision

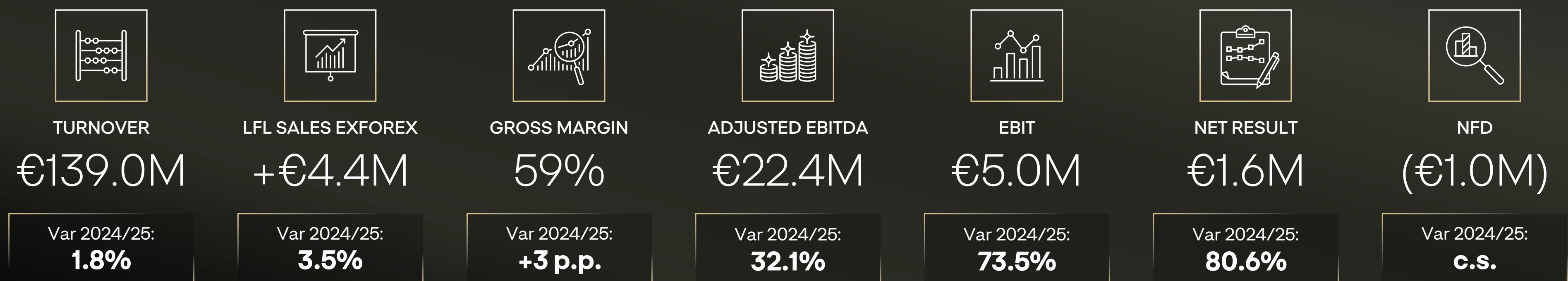
To be a leading company in the world of designer fashion, whose brand guarantees products with its own sound.

### Values

Excellence.  
Creativity.  
Impact.

## Key economic and financial indicators

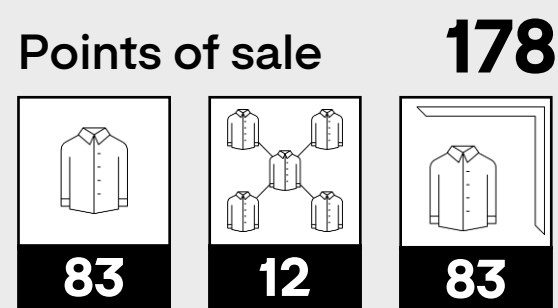
Figures as at the end of the 2025/26 financial year



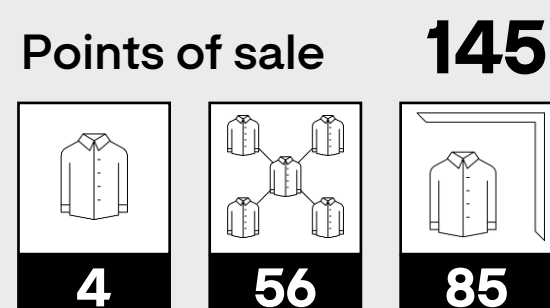
## Distribution network and international presence

Geographical markets 2025/26

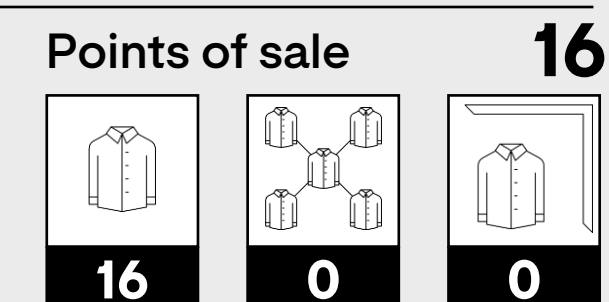
### Europe



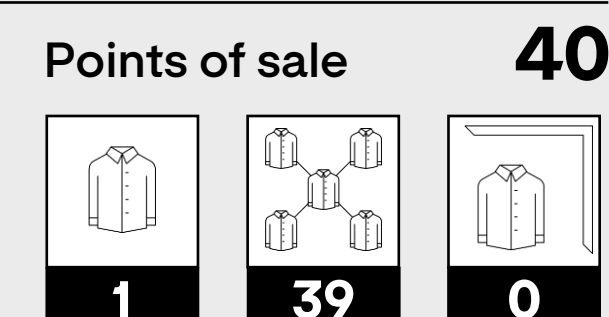
### Mexico



### Japan

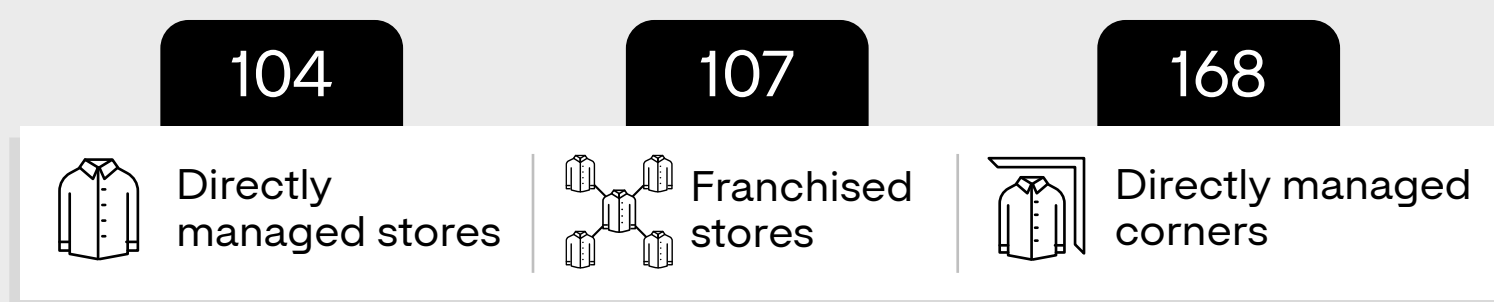


### Rest of the world



Total points of sale  
**379**

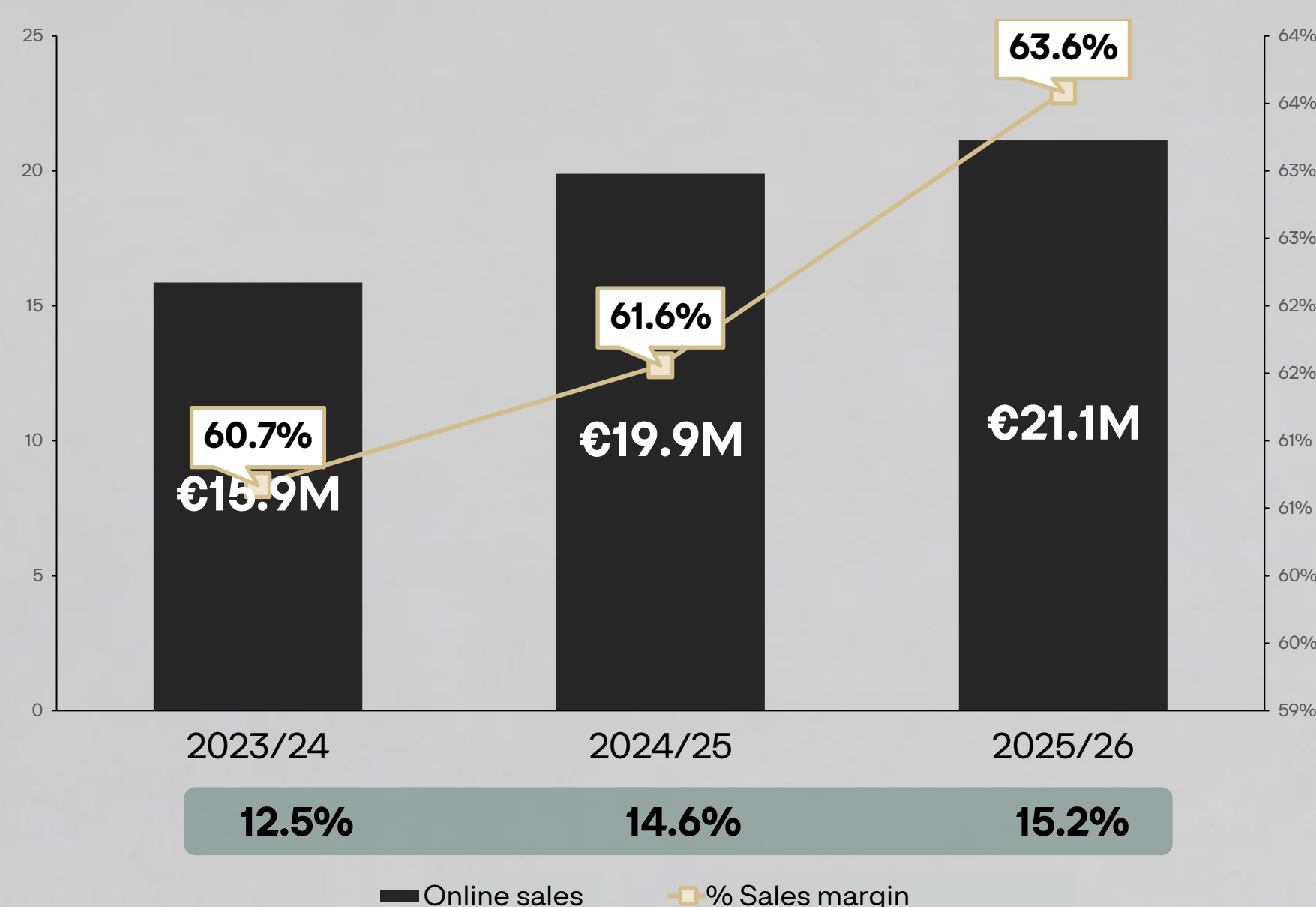
Countries  
**54**



## Evolution of online sales and online sales margin

Percentage of total revenue

Financial years ending in February



## Consolidated financial figures

Key figures	2021/22	2022/23	2023/24	2024/25	2025/26
Turnover	92,065	114,180	126,670	136,505	<b>139,021</b>
Gross margin	51,607	64,888	74,674	76,646	<b>82,036</b>
EBITDA	373	13,362	17,380	16,928	<b>21,112</b>
EBIT	(8,630)	2,960	3,457	2,860	<b>4,963</b>
Net Result	(9,268)	159	730	908	<b>1,640</b>

Figures expressed in thousand euros. Financial years ending in February.

### Balance sheet figures

Total Assets	85,627	96,822	112,573	107,655	<b>107,721</b>
shareholders' equity	15,524	17,211	18,676	17,013	<b>19,534</b>
Gross Financial Debt	17,525	18,283	15,256	10,359	<b>7,224</b>
Net Financial Debt	2,380	9,147	10,917	7,321	<b>(971)</b>

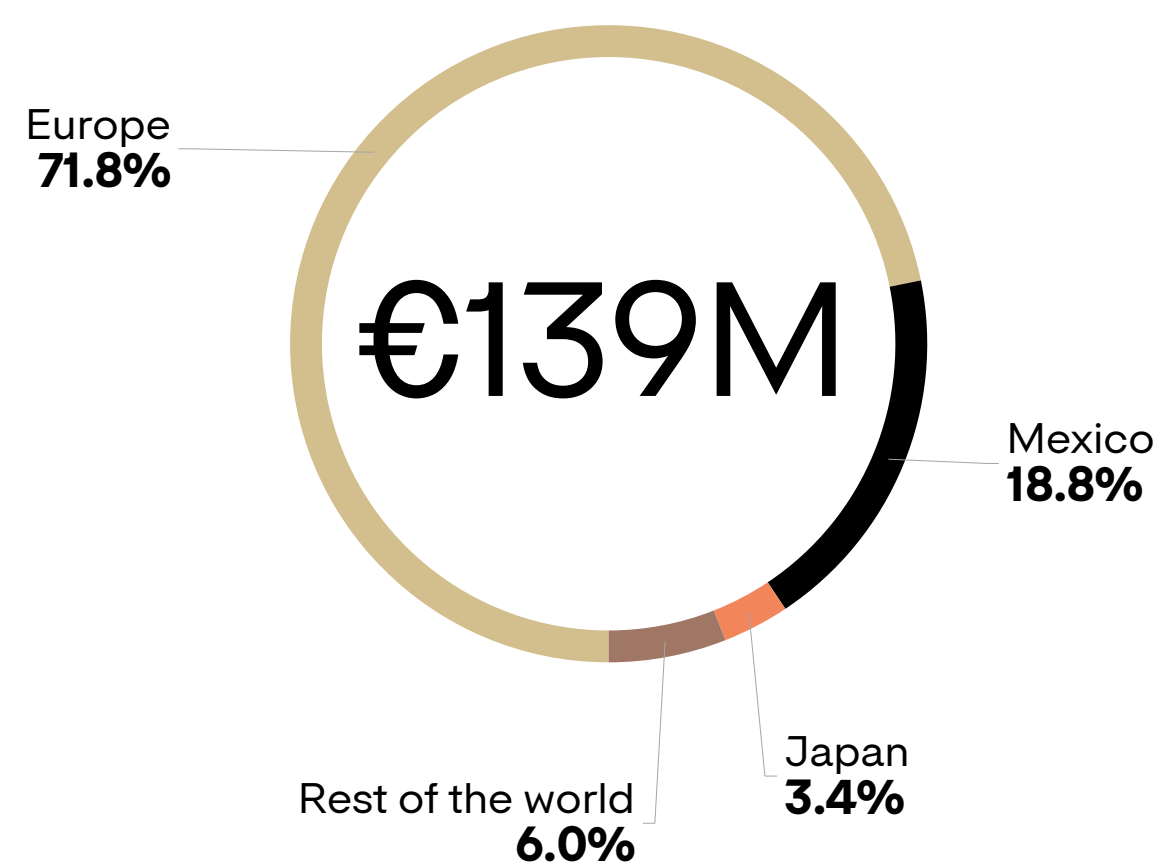
Figures expressed in thousand euros. Financial years ending in February.

### Alternative Performance Measures

% Gross Margin	56.1%	56.8%	59.0%	56.2%	<b>59.0%</b>
% EBITDA Margin	0.4%	11.7%	13.7%	12.4%	<b>15.2%</b>
NFD/Adjusted EBITDA	6.38	0.68	0.63	0.43	<b>(0.04)</b>
NFD/Total Assets	0.03	0.10	0.11	0.07	<b>(0.01)</b>

Financial years ending in February.

## Distribution of revenue by geographical market 2025/26

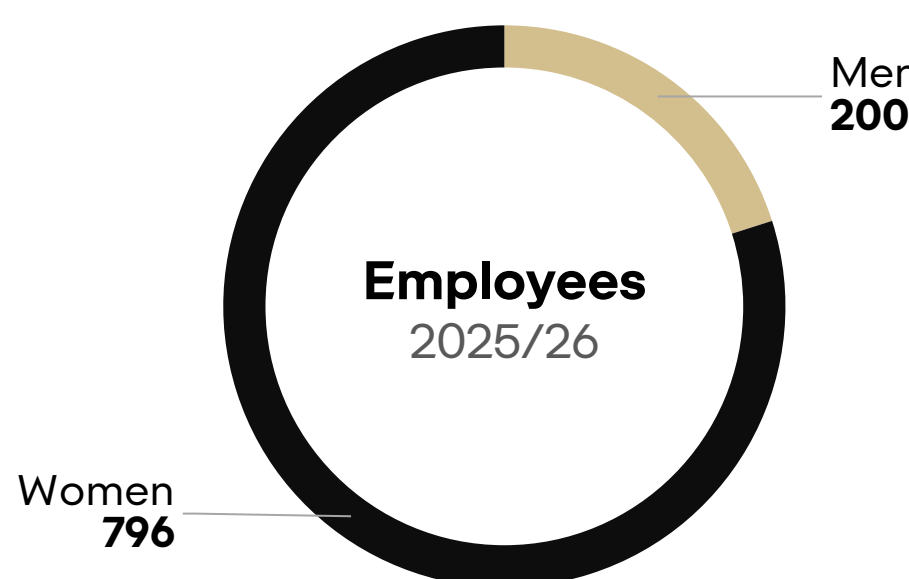
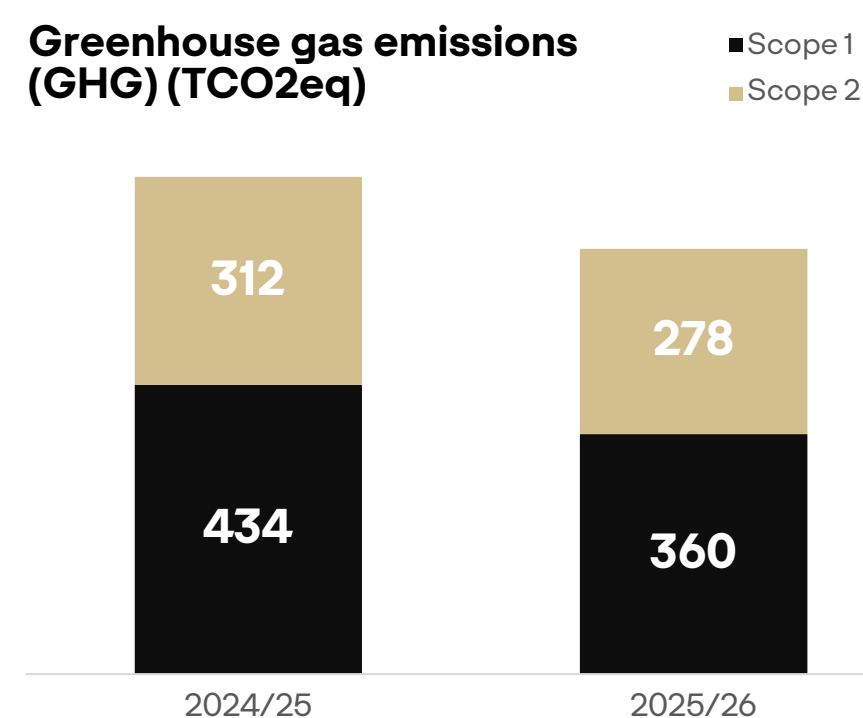


## Distribution of revenue by distribution channel 2025/26



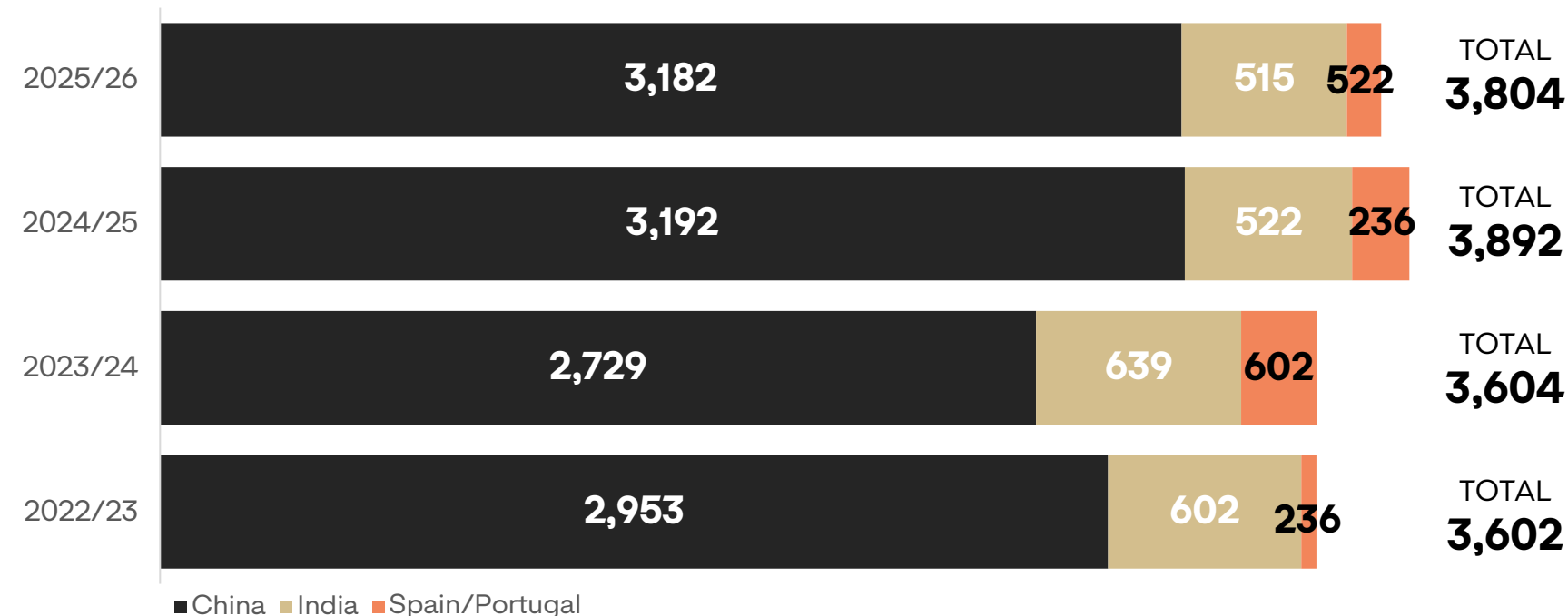
## Sustainability

### Greenhouse gas emissions (GHG) (TCO2eq)



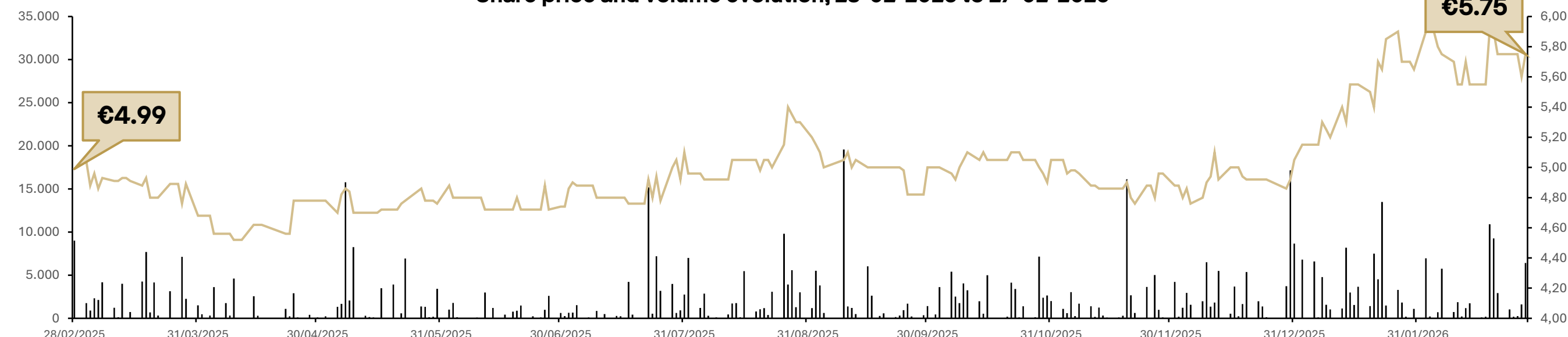
\* Market based.

### Sustainable supplier management: inspections in countries of origin



## Adolfo Domínguez on the Stock Market

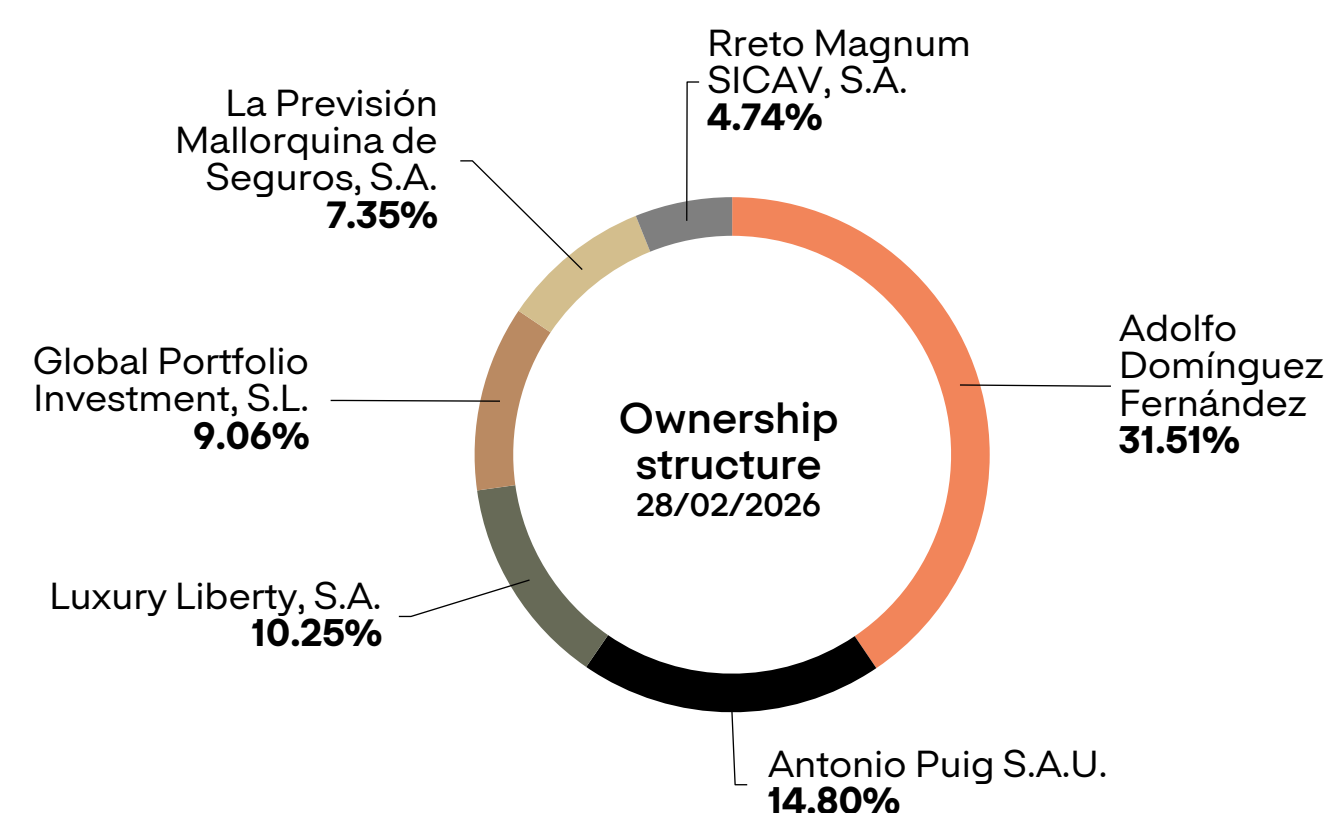
Share price and volume evolution, 28-02-2025 to 27-02-2026



Listed price (euros)	2025/26	2024/25
Start	4.99	4.50
Minimum	4.52	4.32
Maximum	5.90	6.00
Period end	5.75	4.99
Capitalisation (thousand euros)	53,338	46,288

## Boards of Directors

<b>Adriana Domínguez González</b>	Executive	Executive Chairwoman
<b>José Luis Sainz Díaz</b>	Independent Non-Executive	Vice Chair Lead Independent Director
<b>Adolfo Domínguez Fernández</b>	Non-Independent Non-Executive	Vocal
<b>Valeria Domínguez González</b>	Non-Independent Non-Executive	Vocal
<b>Diana Morato Feliciano</b>	Independent Non-Executive	Vocal
<b>Rafael Prieto Martín</b>	Independent Non-Executive	Vocal
<b>Álvaro Alonso Cristobo</b>	Independent Non-Executive	Vocal



## Investor calendar

### 2026

**May**  
Medcap Forum 2026

**June**  
General Shareholders' Meeting

**July**  
Q1 2026/27 Results

**November**  
S1 2026/27 Results

### 2027

**January**  
Q3 2026/27 Results

**April/May**  
FY 2026/27 Results

**May**  
Medcap Forum 2027

## Investor Relations

✉ relacion.inversores@adolfodominguez.com

☎ +34 988 398 705 (08:00 to 16:15)

🏠 adz.adolfodominguez.com

🌐 linkedin.com/company/adolfo-domínguez-relaciones-con-inversores